

















Year: 1	Autumn 1			Autumn 2		
<p>Introduction to Traditional Tales 1/2 weeks</p> 	<p>Goldilocks 2/3 weeks</p> 	<p>The Three Billy Goats Gruff 3 weeks</p> 	<p>Grandad's camper 2 weeks</p> 	<p>The Busy Fox 3 weeks</p> 	<p>Lily and the Snowman - Literacy Shed Video 2 weeks</p> 	
Theme:	Traditional Tales			All Aboard the Campervan		
Written outcome from main write:	<p>Labels and captions of characters</p> <p>Pig, wolf, goat, troll, fairy, Jack, fox, grandma, Little Red etc.</p>	<p>Sequence sentences to form a short narrative</p> <p>Create a simple wanted poster</p>	<p>WTS - Simple Retell GD - Change the characters</p> <p>Write a character description - troll</p>	<p>Postcards</p> <p>Make a simple adventure story about where they would like to go</p>	<p>Senses poem: I can see I hear I can smell</p> <p>Setting description</p> <p>Leaflet/Advert</p>	<p>Write a simple set of instructions about how to make a snowman</p>
Skills to be used:	<p>Saying out loud what they want to write</p> <p>Compose sentences orally</p> <p>Leaving spaces between words</p> <p>Begin to punctuate sentences using a capital letter and a full stop</p> <p>Spell words with phonetically plausible attempts</p>	<p>Saying out loud what they want to write</p> <p>Compose sentences orally</p> <p>Leaving spaces between words</p> <p>Begin to punctuate sentences using a capital letter and a full stop</p>	<p>Saying out loud what they want to write</p> <p>Compose sentences orally</p> <p>Leaving spaces between words</p> <p>Begin to punctuate sentences using a capital letter and a full stop</p> <p>New Skill: Use joining words and joining clauses using and</p>	<p>Saying out loud what they want to write</p> <p>Compose sentences orally</p> <p>Leaving spaces between words</p> <p>Begin to punctuate sentences using a capital letter and a full stop</p> <p>Use joining words and joining clauses using and</p> <p>New Skill: Use a capital letter for the pronoun I</p>	<p>Saying out loud what they want to write</p> <p>Compose sentences orally</p> <p>Leave spaces between words</p> <p>Begin to punctuate sentences using a capital letter and a full stop</p> <p>Use joining words and joining clauses using and</p> <p>Use a capital letter for the pronoun I</p> <p>New Skill: Use the plurals -s and -es</p>	<p>Saying out loud what they want to write</p> <p>Compose sentences orally</p> <p>Leave spaces between words</p> <p>Begin to punctuate sentences using a capital letter and a full stop</p> <p>Use joining words and joining clauses using and</p>
Class Reader:	Jill Murphy			Judith Kerr		

Year: 1	Spring 1 - 6 weeks			Spring 2 - 6 weeks		
	<p>The Queens Knickers 2 weeks</p> 	<p>The Kings Hat 2 weeks</p> 	<p>Kings and Queens 2 weeks</p> 	<p>Supertato 3 / 4 weeks</p> 	<p>Super smoothies 1 / 2 weeks</p> 	<p>Life Cycle of a duck / Duck fact pages 1 week</p> 
Theme:						
Written outcome from main write:	<p>Design and describe their own pair of knickers - Have you seen? poster</p> <p>Retell of the story</p>	<p>Write a thank you letter to Tom</p> <p>Rhyming strings to create simple rhyming couplets</p>	<p>Write a non-chronological report about Kings and Queens</p> <p>Using knowledge learnt in history</p>	<p>Wanted Poster about Evil Pea</p> <p>Newspaper report about the Evil Pea</p> <p>Create own characters to write an adapted retell</p>	<p>Write a set of instructions about how make their smoothie (from DT)</p>	<p>Fact page about ducks</p>
Skills to be used:	<p>New Skill: Use the suffix -ed</p> <p>New skill: Begin to use question marks</p> <p>Saying out loud what they want to write and compose sentences orally</p> <p>Leaving spaces between words</p> <p>Punctuate sentences using a capital letter and a full stop</p> <p>Use joining words and joining clauses using and</p> <p>Use the plurals -s and -es</p>			<p>New skill: Use the prefix un-</p> <p>New skill: Begin to use exclamation marks</p> <p>New skill: Use the suffixes -er and -est</p> <p>Use the suffix -ed</p> <p>Saying out loud what they want to write and compose sentences orally</p> <p>Leaving spaces between words</p> <p>Punctuate sentences using a capital letter and a full stop</p> <p>Begin to use question marks</p> <p>Use joining words and joining clauses using and</p> <p>Use the plurals -s and -es</p>		
Class Reader:	Michael Bond			Sue Hendra		

Year: 1	Summer 1 – 5 weeks			Summer 2 – 7 weeks		
	<p>The Storm Whale 2 weeks</p> 	<p>SeaCity Museum 1 week</p> 	<p>Titanic 2 weeks</p> 	<p>Johnathan's Jungle 2 weeks</p> 	<p>The Koala Who Could 2/3 weeks</p> 	<p>The Night Zookeeper 2 weeks</p> 
Theme:	Under The Sea			Down Under		
Written outcome from main write:	<p>Write an adapted retell Write a setting description of the beach/under the sea</p>	<p>Write a recount of their trip to the SeaCity museum</p>	<p>Write a diary entry as if they are a first, second or third class passenger on the Titanic</p>	<p>Write a simple recount or diary entry Write a letter to Johnathan to say Thank you</p>	<p>Plan and write their own alternative version of the story</p>	<p>Create their own animals and write a character description Riddles</p>
Skills to be used:	<p>Use the suffix -ed, -ing, -er and -est</p> <p>Saying out loud what they want to write and compose sentences orally</p> <p>Leaving spaces between words</p> <p>Punctuate sentences using a capital letter and a full stop</p> <p>Begin to use question marks and exclamation marks</p> <p>Use joining words and joining clauses using and</p> <p>Use the plurals -s and -es</p> <p>Use the suffix -ed</p>					
Class Reader:	Oliver Jeffers			Rachel Bright		